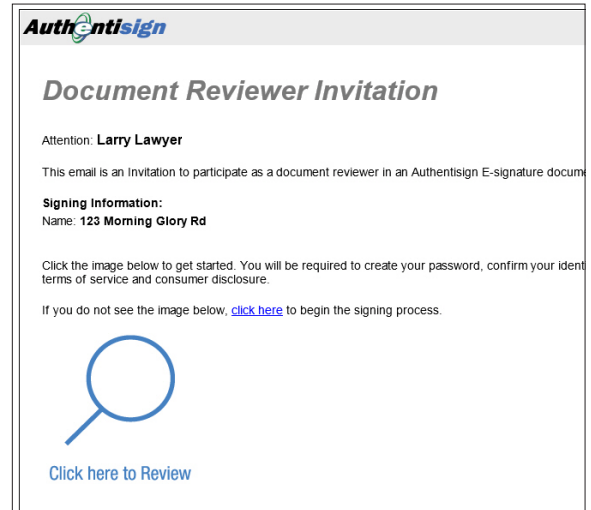


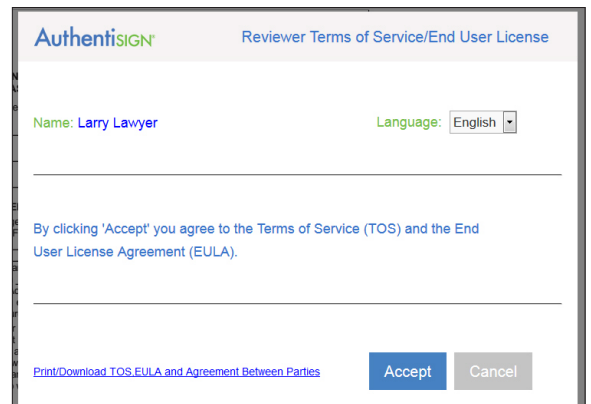
As a reviewer, you have an active role in the electronic signing process, and you must open the signing and acknowledge your review in order for the signing transaction to proceed.

▶ Respond to Invitation

- You will receive an invitation email with a link to review the signing transaction.
- Click the icon to open the Authentisign electronic signature service.
- If you have any questions, the contact information for the broker that created the signing is available in the email.



▶ Confirm Identity and click "Accept"



▶ Review Documents

- Click on each page to review.
- Navigation Tools are available in the upper right.
- Click on "Options" to view the signing history, print the file and more.



▶ Review Documents (cont.)

- Click on "Options" to view the signing history, print the file and more.
- The signing history will show a date and time stamp for each step of the signing, including when it was created, sent, and signed or reviewed by the participants.

Action	Date/Time	Details
New Participant Added	10/30/2015 2:00:39 PM	
New Document Added	10/30/2015 2:04:28 PM	
Signature Request Email Sent	10/30/2015 2:04:28 PM	
Participant Accepted Terms of Service	10/30/2015 2:05:15 PM	
	10/30/2015 2:05:15 PM	

▶ Complete Your Review

- Click **Accept** when you have completed your review. You must do this to route the signing to the next participant.
- Click **Reject** if you would like to cancel the signing and notify the creator that the signing was not complete or accurate. Alert the creator of the signing immediately so the signing can be reset, modified and resent.
- Click **Exit** if you do not have time to complete your review. Keep in mind, however, that the signing process will not continue to the next participant until you complete the review.

Authentisign ID: 664F8B4-9108-4777-4868-E1069837519E

Form 21 Residential Purchase & Sale Agreement Rev. 5/14 Page 1 of 5

RESIDENTIAL REAL ESTATE PURCHASE AND SALE AGREEMENT SPECIFIC TERMS

1. Date: _____ MLS No.: 123456

2. Buyer: Samuel R Buyer (Buyer) Besty R Buyer (Seller)

3. Seller: Susan T Seller (Seller)

4. Property: Tax Parcel No(s): 1234566676 (King County) 123 Bella Street Seattle WA 98101

5. Included Items: stove/range; refrigerator; washer; dryer; dishwasher; hot tub; fireplace insert;

Buttons: Accept, Reject, Exit, Decline Signing, Exit and Sign Later, Return to Signing, Options, Help

- If you would like to create an account, type in the password of your choice and click "add password".
- After you have Accepted or Rejected the review, a thank you page will appear with a link to the dashboard.

Authentisign You are almost done!

At the completion of this signing you will receive an email that contains links to download the fully executed signed document and a signing certificate.

Also any time in the future you can access the signed document(s) and signing history from our secure cloud dashboard using your email address and a password you enter below.

Password:

Confirm Password:

Buttons: Add Password, No Thanks

Authentisign Thank you for using the Authentisign system!

Attention: **Larry Lawyer**

You have successfully completed your portion of the Authentisign E-Signature Process

123 Morning Glory Rd

ID: C888FCD5-95CA-4626-95FC-B6F85C92724B

Authentisign will now process the document and distribute it to the next signing participant. If you are the last person in the signing process then the final document will be distributed to all of the signing parties.

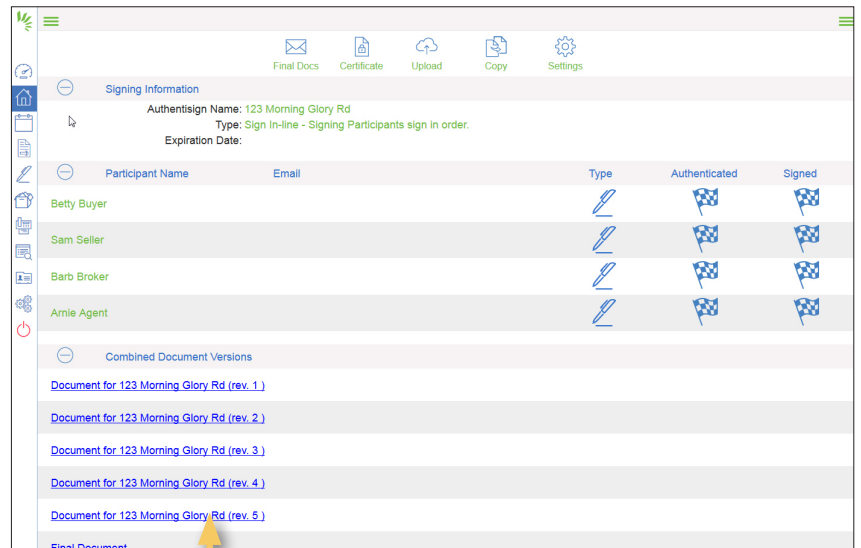
The signing dashboard will show the progress of the signing along with the complete history.

[Click here](#) to access the signing process dashboard displaying the progress of the current Authentisign process.

The electronic signing will be routed to the participants to be signed or reviewed in the order chosen by the real estate broker that created the signing. After the signing transaction is complete, all participants will receive the signed documents in an email.

▶ The "Dashboard"

- To view details about the participants in the signing and the signing progress, click the link on the thank you page to access the dashboard.
- You will be asked to enter your email address as your user ID, and enter the password you created for Authentisign.
- The dashboard will include an overview of each participant and the time/date stamps of each signing action.
- Once the signing is complete a link will be available to access the signed documents.



▶ Retrieve Signed Documents

You will also receive an email notification when the signing is complete. A link will be provided to access the documents on the Authentisign Dashboard.

